



ALBOFLATION: ENERGY EDITION

Disclaimer:

The information provided on this presentation is general in nature and does not constitute personal financial advice. The information has been prepared without taking into account your personal objectives, financial situation or needs. Because of this, you should consider the appropriateness of the information for your own objectives, financial situation and needs before acting on it. Also, before you decide to invest in a financial product arranged by a representative of Nucleus Wealth Management Pty Ltd, ABN 54 614 386 266, corporate authorised representative of Nucleus Advice Pty Ltd AFSL 515796 (Nucleus Wealth or we or us), it is important that you read and consider the Product Disclosure Statement relating to the product before making any decision about whether to invest in it. Your Nucleus Wealth adviser can help you with this decision if you would like them to do so.

Agenda:

- Oil & Geopolitical issues
- Prices crash
- Cost push inflation reverses?
- Supply destruction?

Oil & Geopolitics:

- Middle east scenarios. Will Iran become involved?
- Iran sanctions: will the US stop looking the other way
- Russia & Ukraine
- China - how much sway does it have

Energy Price Crash:

ICE Newcastle Coal Mar '24 (LQH24)

138.50s -8.85 (-6.01%) 12/12/23 [ICE/EU]

INTERACTIVE CHART for Tue, Dec 12th, 2023

Notes My Charts Alerts Watch Help

barchartPremier

Want to download historical chart and indicator data? You can, with a **Barchart Premier** Membership. [Free 30-Day Trial](#)

LQH24

GO

~

+Study

Tools

Settings

Compare

f(x)

Grid View

Templates

Print

Clear

↗

Range: 1D 5D 1M 3M 6M 9M 1Y 2Y 3Y 5Y 10Y 20Y MAX

Frequency: Daily

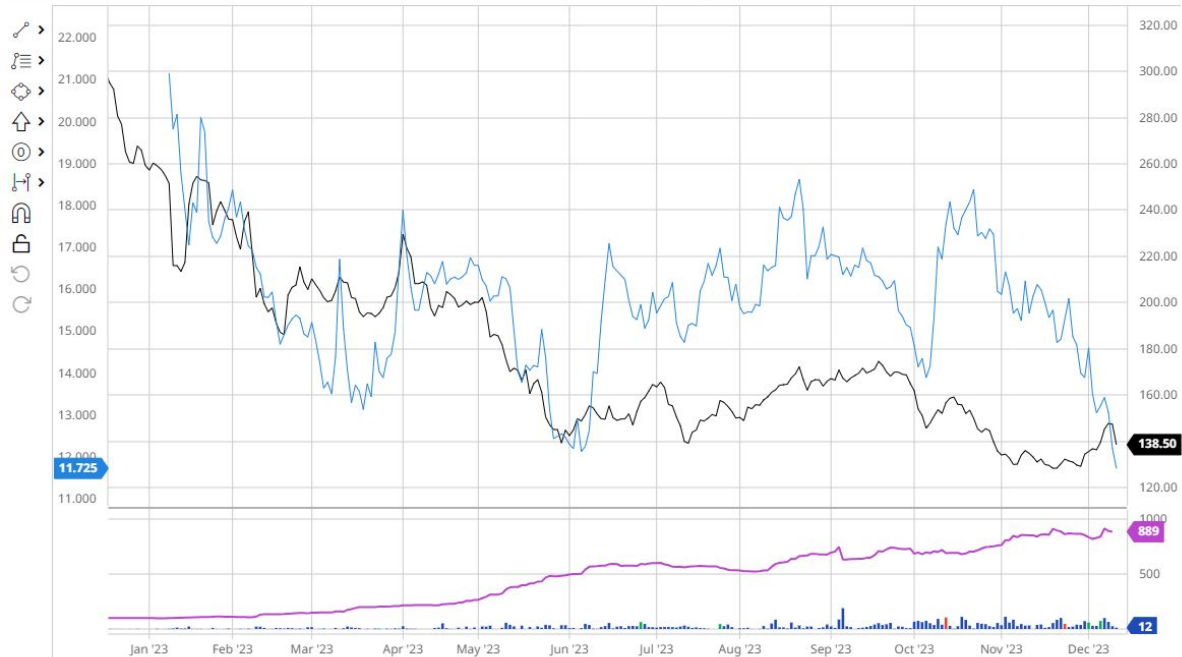
1Y

▼

Date:

📅

tutorial



Energy Price Crash:

Liquefied Natural Gas swap futures contract based on South East Asian LNG prices from Platts Mar '24 (JKMH24)

11.725 -0.480 (-3.93%) 11:53 CT [NYMEX]

INTERACTIVE CHART for Tue, Dec 12th, 2023

Notes My Charts Alerts Watch Help

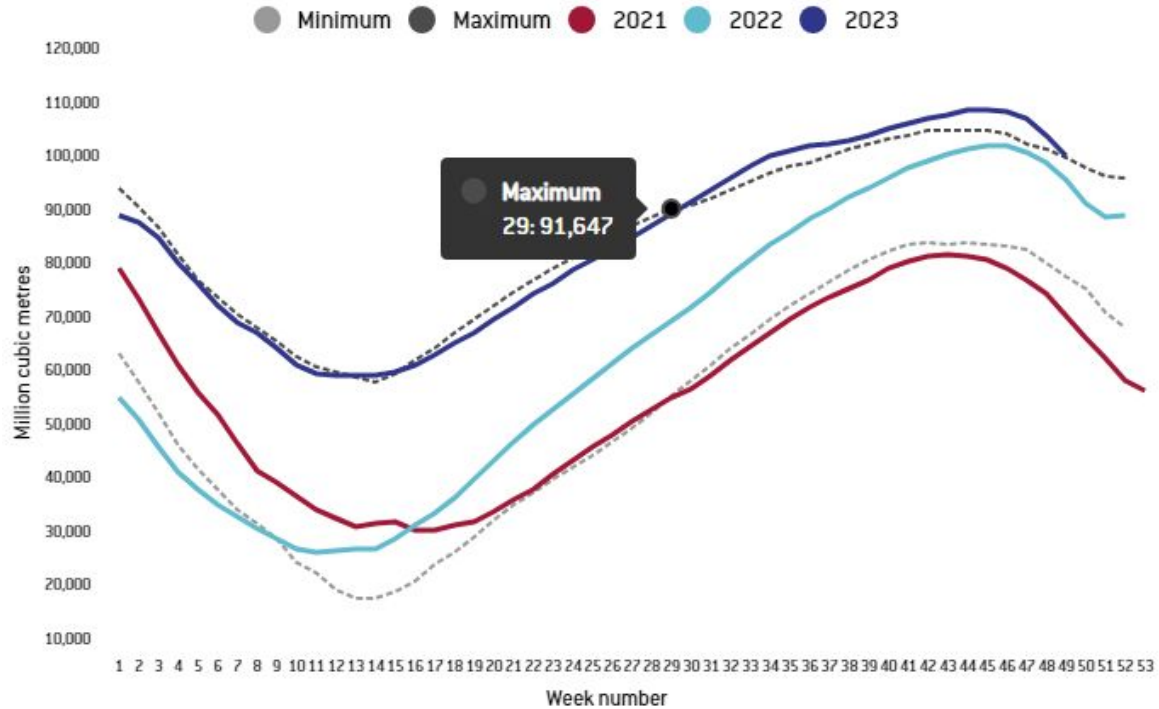
barchartPremier Want to download historical chart and indicator data? You can, with a Barchart Premier Membership. [Free 30-Day Trial](#)

JKMH24 GO +Study Tools Settings Compare f(x) Grid View Templates Print Clear

Range: 1D 5D 1M 3M 6M 9M 1Y 2Y 3Y 5Y 10Y 20Y MAX Frequency: Daily 1Y Date: tutorial



Energy Price Crash:

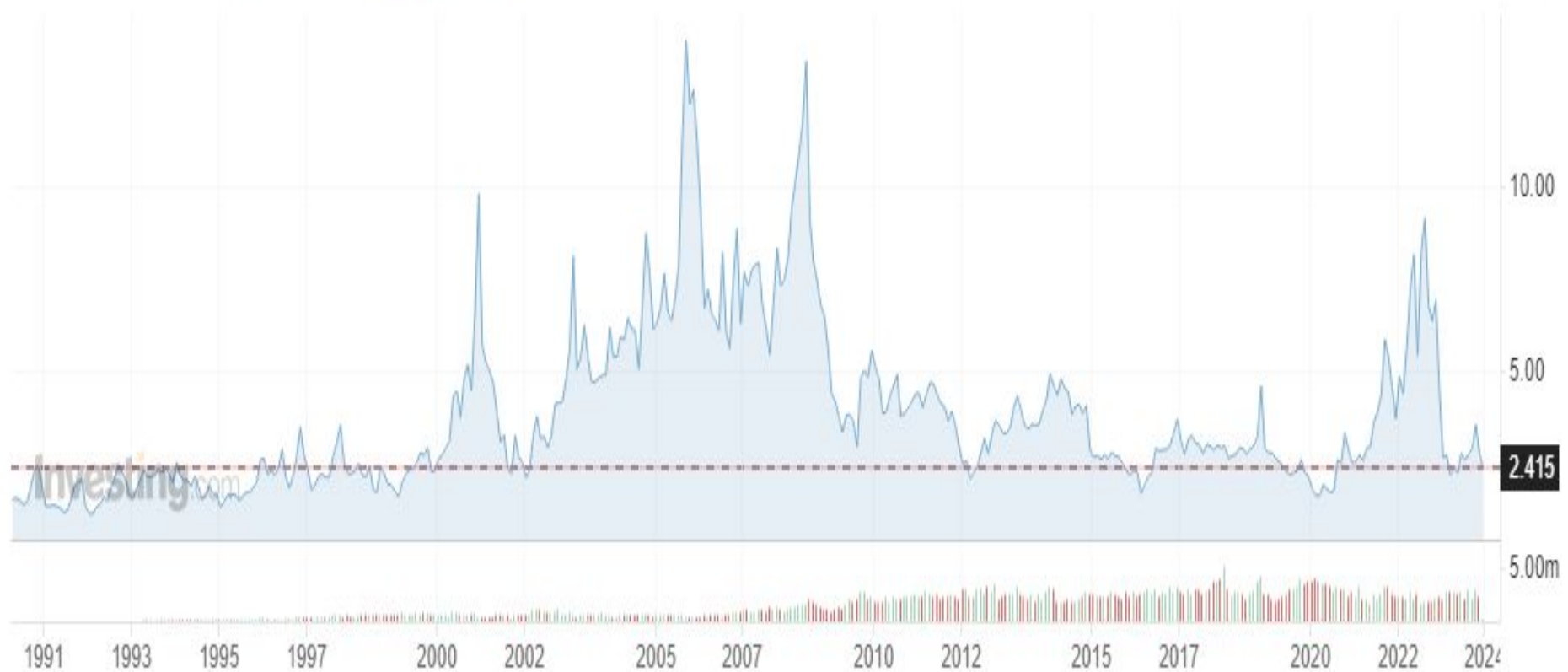


Source: AGSI: <https://agsi.gie.eu/#/>

Note: Minimum and Maximum values are calculated from the period 2015-2020.

Energy Price Crash:

Natural Gas Futures



Choose themes to screen from your portfolio away from (i.e. remove stocks)

Climate Change

War

Human Rights

Health

Vices

Animal Rights

Religion

Asset Class

Thematic

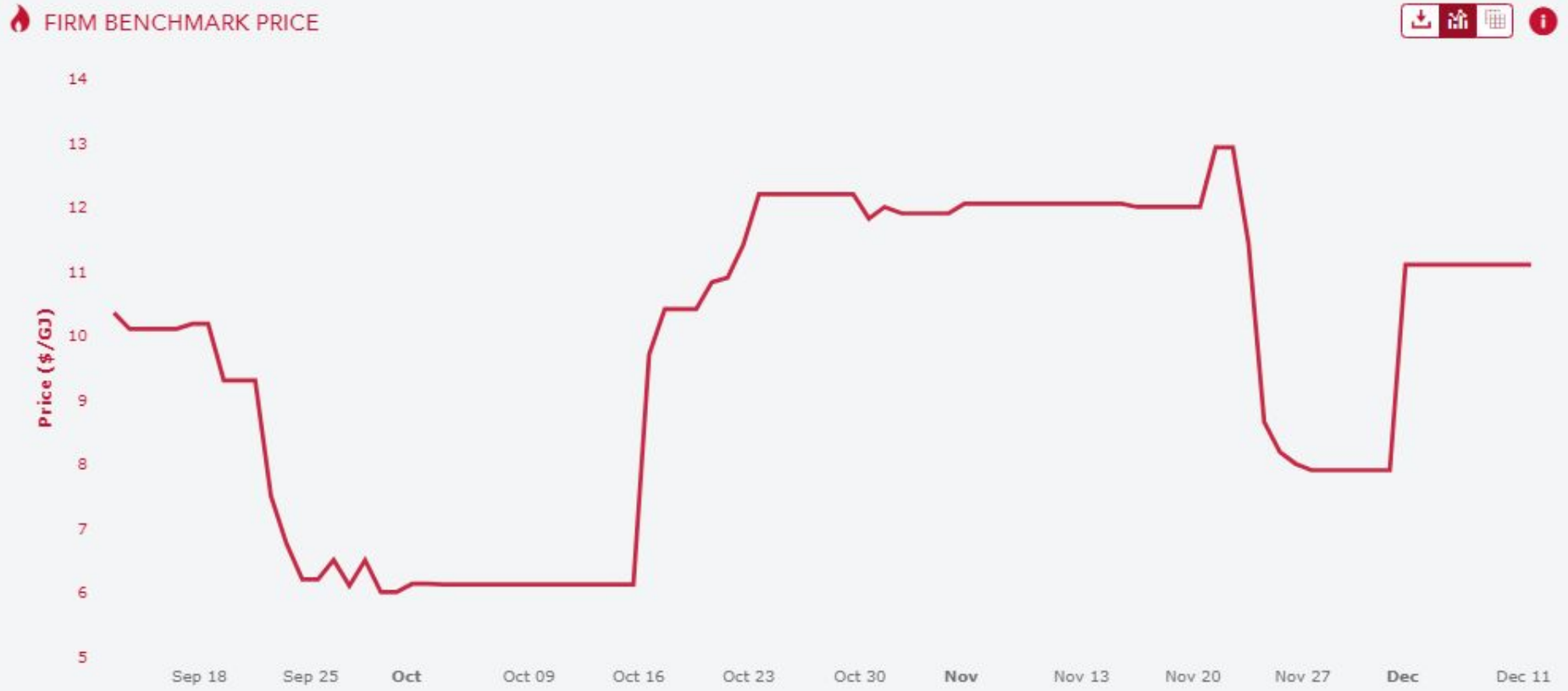
Climate Change

- No Fossil Fuels (Worst Offenders) ⌵
- No Fossil Fuels (Any) ⌵
- No Coal Seam Gas or Fracking ⌵
- No Nuclear Power ⌵
- No Old Growth Forest Logging ⌵

Cost push inflation:

- Oil input into plastics, polyester.
- Oil input cost into anything that needs transport.
- Will workers demand higher wages to compensate

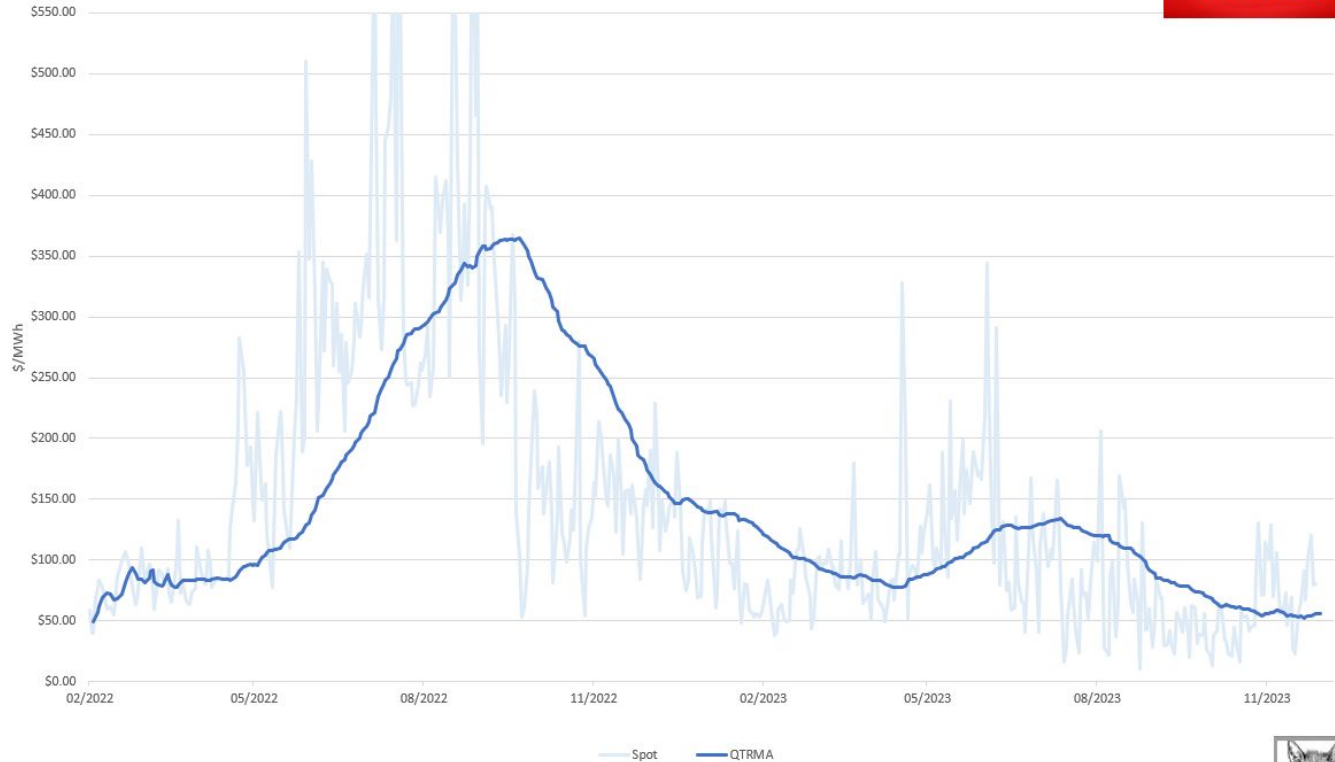
Alboflation:



Albflation:

NEM volume-weighted average price

MACRO
BUSINESS



Personalise Your Portfolio

Screens

You can exclude the below to customise your portfolio

Climate Change	War	Human Rights	Health	Vices
Animal Rights	Religion	Asset Class	Thematic	

- No Fossil Fuels (Worst Offenders) ?
- No Fossil Fuels (Any) ?
- No Coal Seam Gas or Fracking ?
- No Nuclear Power ?
- No Old Growth Forest Logging ?

Tilts

You can add the below to customise your portfolio

Investment Style Factors	Climate Change	Technology	
Consumption	Commodities	Military	GICS Sectors

- Quality Stocks ?
- Value Stocks ?
- Growth Stocks ?
- Defensives ?

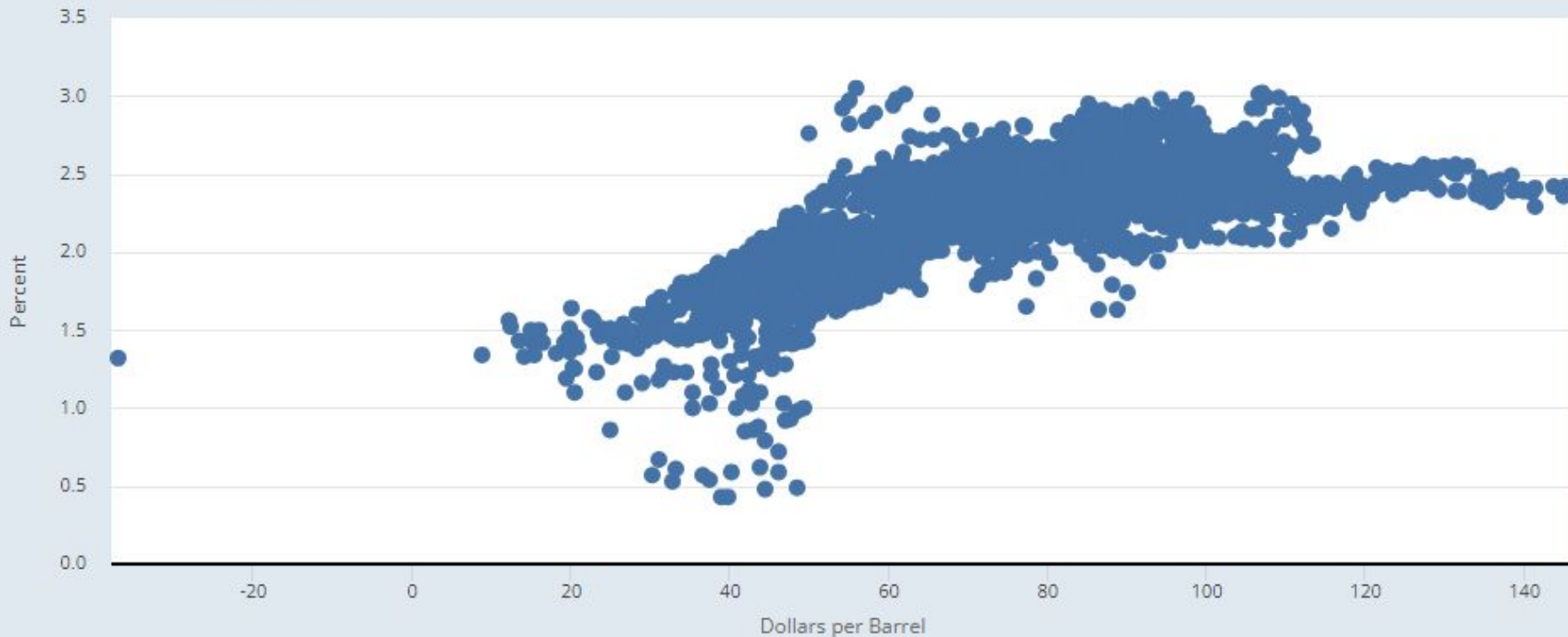


Personalise your portfolio now >

Demand Destruction -> Supply Destruction:

FRED 

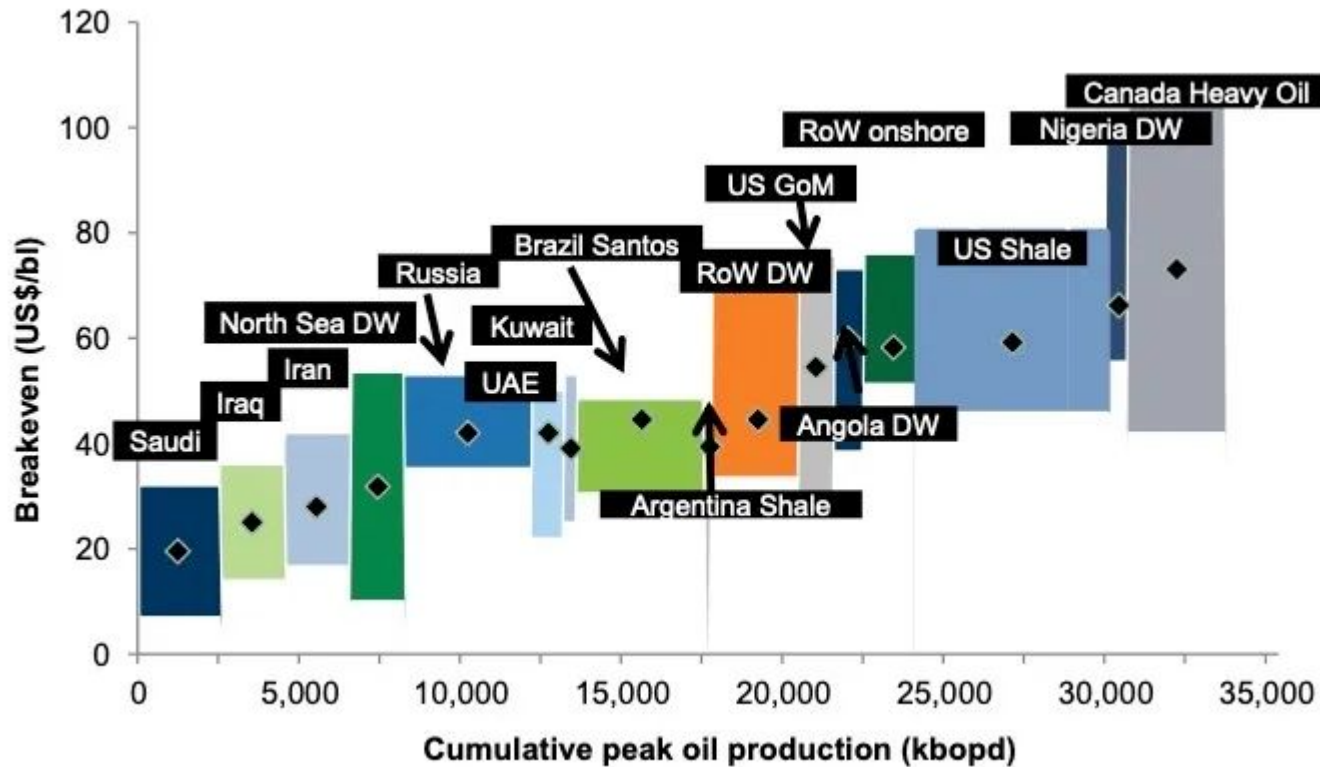
● 5-Year, 5-Year Forward Inflation Expectation Rate (left), Crude Oil Prices: West Texas Intermediate (WTI) - Cushing, Oklahoma (bottom), 2005-08-07 2023-10-16



Sources: St. Louis Fed; EIA

myf.red/g/quqG

Supply Destruction:





Account Selection

Investment Choice

Risk Profile

Build Your Portfolio

Ethical Overlay

Review

Applicants

Bank Details

Compliance

Final Review

Portfolio Tilts



Quality Stocks

Value Stocks

Growth Stocks

Oil & Gas Stocks

Gold Stocks

Agribusiness

Large Technology Stocks

Cloud Computing Stocks

Robotics/AI

Video Gaming

Cybersecurity

Clean Energy

Defensives

Battery Supply Chain

Nuclear Power

Defense Contractors

Travel

Luxury Goods

Logistics

Global Communication Services

Global Consumer Discretionary

Global Consumer Staples

Global Energy

Global Financials

Global Health Care

Global Industrials

Global Information Technology

Viewer question of the week:

Two months ago, investors were worried about high oil prices and inflation. Now it is low oil prices and deflation. Has the pendulum swung too far?

Drop your answers in the comments

Investment Outlook

- **Asset Allocation:**
- **Factor allocation:**
- **Sector allocation:**

More from Nucleus Wealth:

Content: [Nucleuswealth.com/content](https://nucleuswealth.com/content)

**Have a guest or topic suggestion for the show?
Leave a comment on YouTube**

Find us on all major (and minor) podcast platforms:



Social media:



Facebook.com/nucleuswealth



Linkedin.com/company/nucleuswealth



Instagram.com/nucleus_wealth



Twitter.com/nucleuswealth