



HYBRIDS: EXILED DUE TO BAD MATHS

Disclaimer:

The information provided on this presentation is general in nature and does not constitute personal financial advice. The information has been prepared without taking into account your personal objectives, financial situation or needs. Because of this, you should consider the appropriateness of the information for your own objectives, financial situation and needs before acting on it. Also, before you decide to invest in a financial product arranged by a representative of Nucleus Wealth Management Pty Ltd, ABN 54 614 386 266, corporate authorised representative of Nucleus Advice Pty Ltd AFSL 515796 (Nucleus Wealth or we or us), it is important that you read and consider the Product Disclosure Statement relating to the product before making any decision about whether to invest in it. Your Nucleus Wealth adviser can help you with this decision if you would like them to do so.

Agenda:

- APRA Changes
- Issues

APRA Changes:

- Credit Suisse investors lost all
- Phasing out by 2031
- Adding additional tier 2 capital
- You will get paid out (provided no events before then)
- Bad maths - brand names
- Brokers in Aust have no other options
- Minimal Corp debt market: Franking, capital gains, chicken and egg
- Franking credits for banks, probably higher dividends / buybacks

Hybrid Yields:

ASX-LISTED HYBRIDS

COMPANY	CODE	HYBRID TYPE	MATURITY/ CALL DATE	MARGIN INCL. CREDITS	TRADING MARGIN	DAY CHANGE	PRICE (LAST)	RUNNING YIELD**
Macquarie Group	MQGPC	Capital Notes 3	16-Dec-24	4.00%	1.17%	-0.14%	101.27	8.36%
ANZ Banking Group	AN3PH	Capital Notes 5	20-Mar-25	3.80%	0.58%	-0.41%	102.00	8.09%
CBA	CBAPG	PERLS 10	15-Apr-25	3.40%	1.41%	0.01%	101.90	7.72%
Westpac	WBCPH	Capital Notes 5	22-Sep-25	3.20%	1.48%	0.17%	102.36	7.47%
AMP Group	AMPPB	Capital Notes 2	16-Dec-25	4.50%	1.66%	-0.21%	104.19	8.62%
Macquarie Bank	MBLPC	Capital Notes 2	22-Dec-25	4.70%	1.62%	-0.17%	104.35	8.78%
Challenger	CGFPC	Capital Notes 3	25-May-26	4.60%	2.16%	-0.17%	105.31	8.67%
Nat Aust Bank	NABPF	Capital Notes 3	17-Jun-26	4.00%	1.60%	-0.22%	104.78	8.08%
Suncorp	SUNPH	Capital Notes 3	17-Jun-26	3.00%	1.50%	-0.32%	103.30	7.22%
Macquarie Group	MQGPD	Capital Notes 4	10-Sep-26	4.15%	1.98%	0.03%	104.87	8.22%
CBA	CBAPJ	PERLS 13	20-Oct-26	2.75%	1.52%	-0.21%	103.24	6.98%
Latitude	LFSPA	Capital Notes	27-Oct-26	4.75%	7.75%	-0.33%	95.54	9.57%
Westpac	WBCPJ	Capital Notes 7	22-Mar-27	3.40%	1.89%	0.12%	104.21	7.53%
CBA	CBAPI	PERLS 12	20-Apr-27	3.00%	1.68%	-0.01%	103.98	7.17%
Bank of Queensland	BOQPF	Capital Notes 2	14-May-27	3.80%	1.89%	-0.23%	104.13	7.84%
Bendigo Bank	BENPH	Capital Notes	15-Jun-27	3.80%	2.26%	0.11%	104.75	7.89%
Macquarie Group	MQGPE	Capital Notes 5	20-Sep-27	2.90%	1.97%	0.12%	103.30	7.11%
Nat Aust Bank	NABPH	Capital Notes 5	17-Dec-27	3.50%	1.88%	-0.09%	105.51	7.55%
ANZ Bank	AN3PI	Capital Notes 6	20-Mar-28	3.00%	1.88%	0.07%	104.10	7.14%
CBA	CBAPL	PERLS 15	15-Jun-28	2.85%	1.91%	-0.03%	104.00	7.02%
Suncorp	SUNPI	Capital Notes 4	17-Jun-28	2.90%	2.04%	-0.13%	103.76	7.09%

Source:
yieldreport.com.au

Choose themes to screen from your portfolio away from (i.e. remove stocks)

Climate Change

War

Human Rights

Health

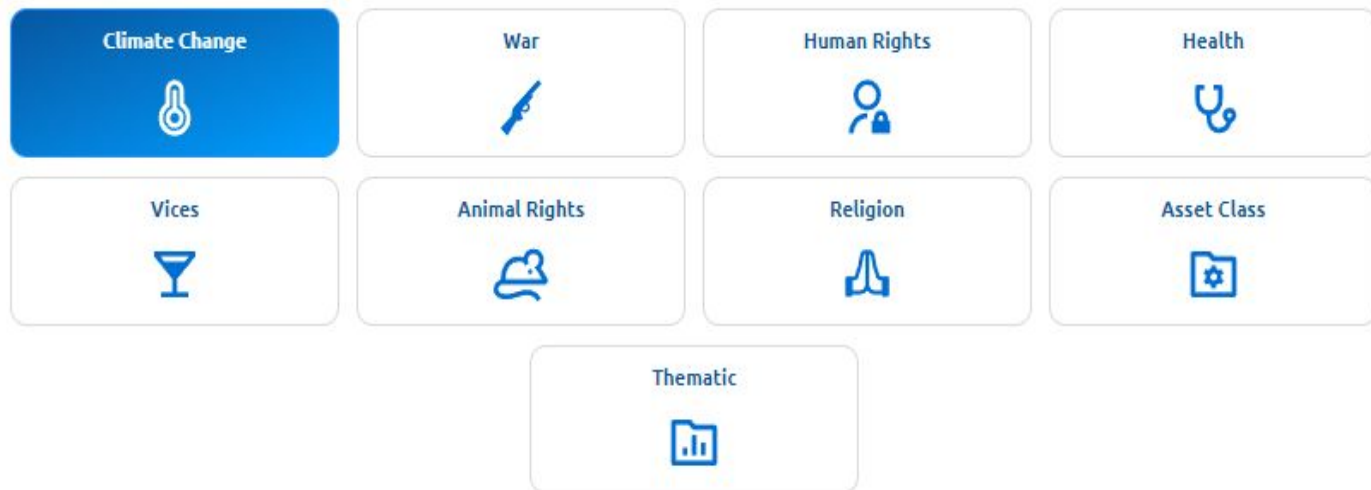
Vices

Animal Rights

Religion

Asset Class

Thematic



Climate Change

- No Fossil Fuels (Worst Offenders) 
- No Fossil Fuels (Any) 
- No Coal Seam Gas or Fracking 
- No Nuclear Power 
- No Old Growth Forest Logging 

Government Bonds:

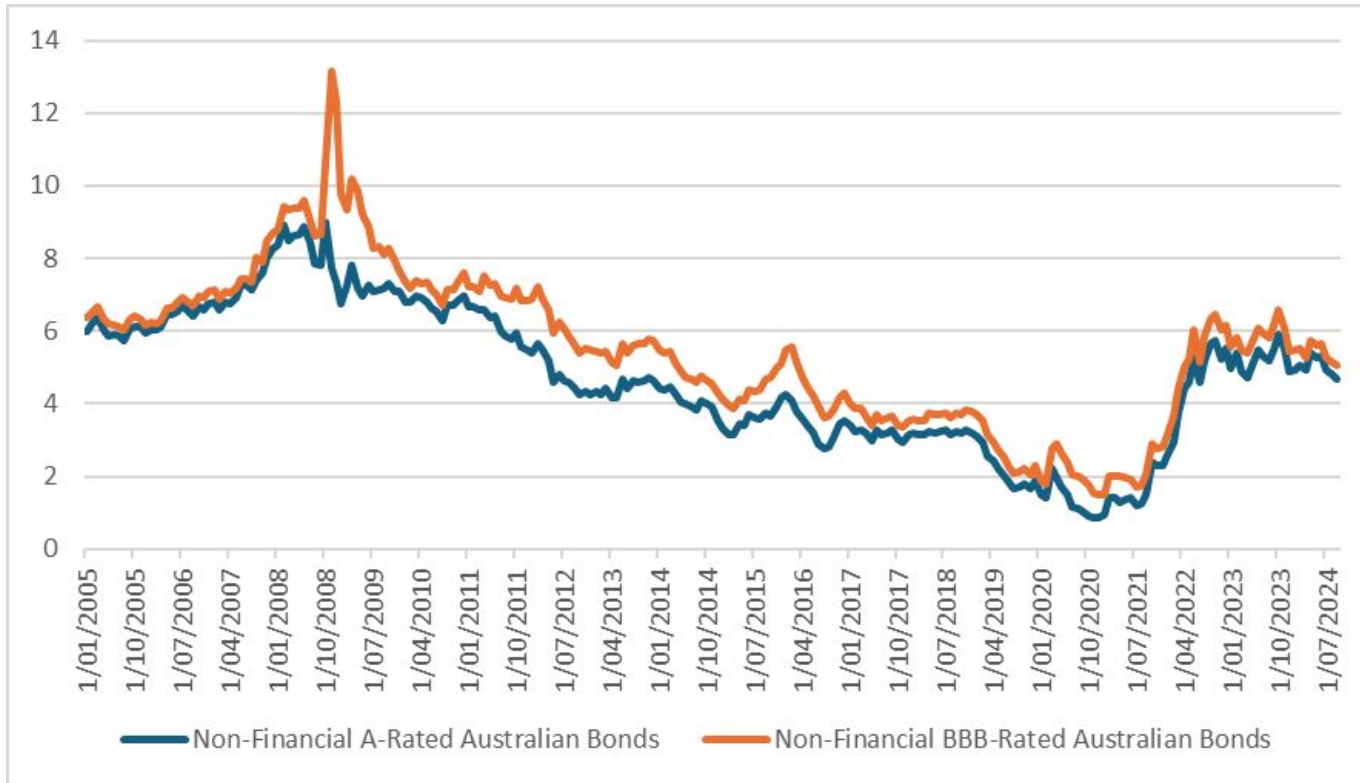
31 OCTOBER 2024

	Close
Australia 2-year bond* (%)	3.95
Australia 10-year bond* (%)	4.48
Australia 20-year bond* (%)	4.83
United States 2-year bond (%)	4.19
United States 10-year bond (%)	4.30
United States 30-year bond (%)	4.50

* Implied yields from December 2024 futures. As at 30 October.

Source:
yieldreport.com.au

Corporate Bonds:



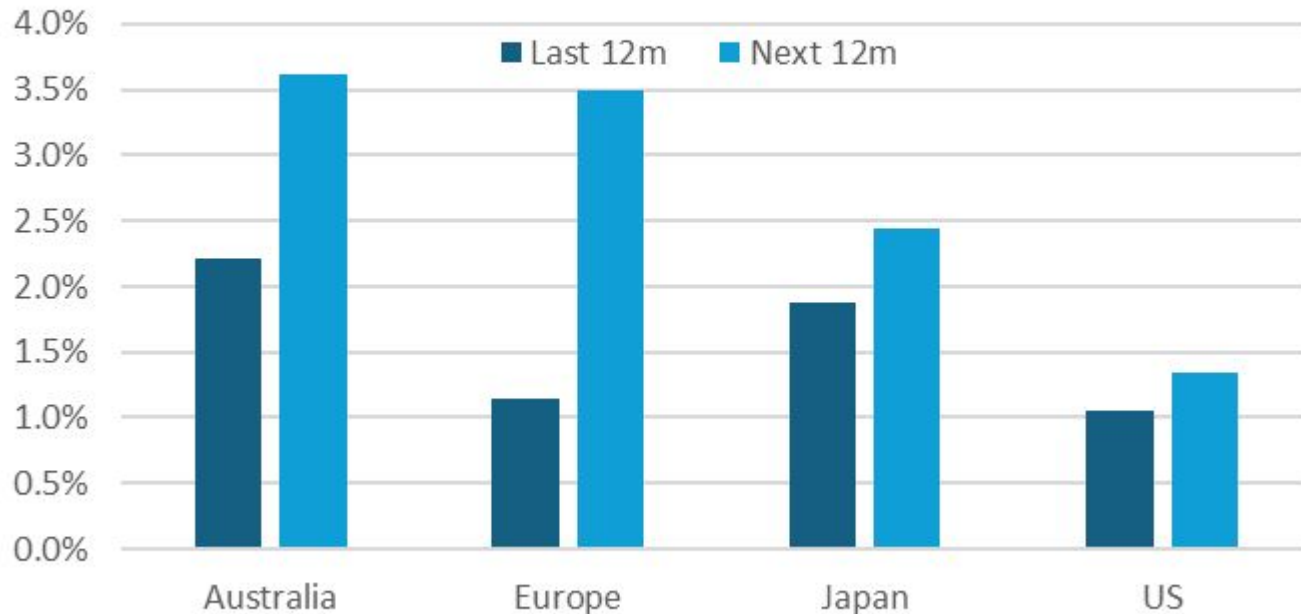
Source: RBA

Annuities:

- Men get a higher yield!
- 4.5% to 5% for a 65-year old, high 7% for 80yo, 8.4% for 80yo man
inflation protection
- Within super more tax effective, a bit like life insurance mixed with
investment return.

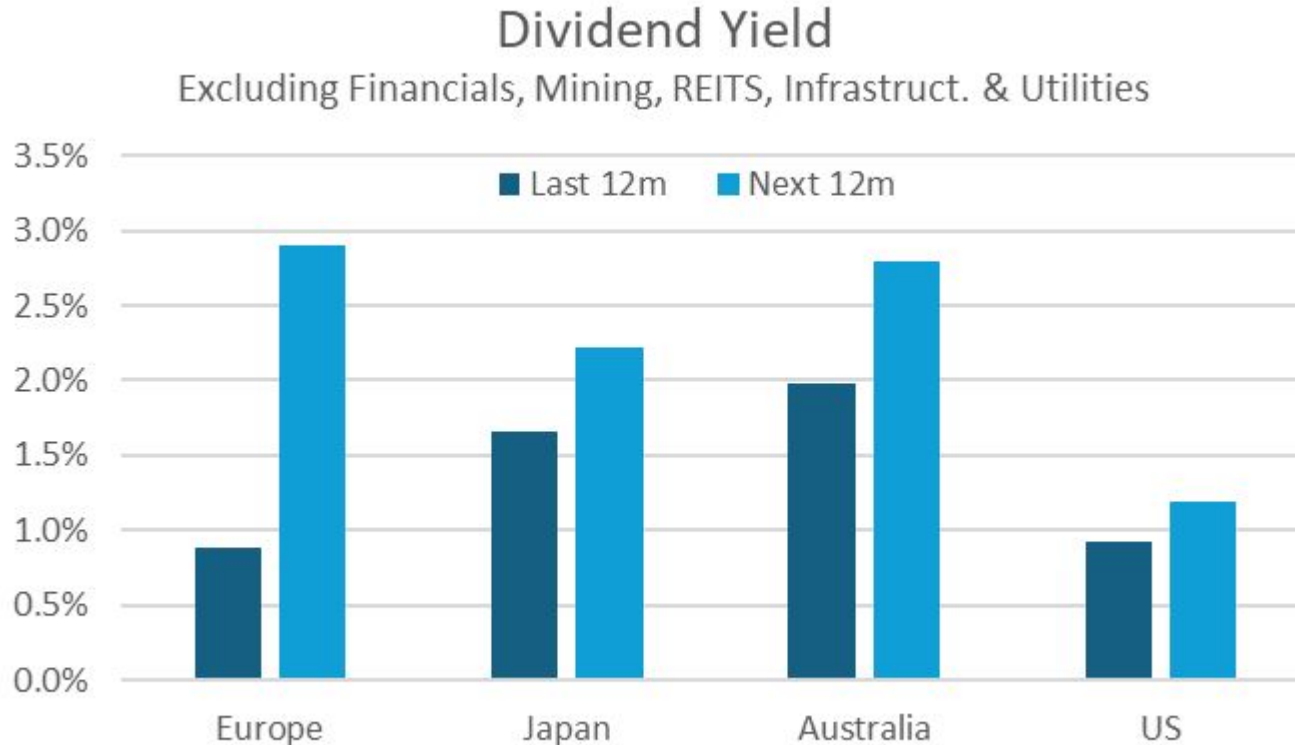
Stock Market Yields:

Dividend Yield



Source: Nucleus Wealth, S&P Capital IQ

Stock Market Yields:



Source: Nucleus Wealth, S&P Capital IQ

Personalise Your Portfolio

Screens

You can exclude the below to customise your portfolio

Climate Change	War	Human Rights	Health	Vices
Animal Rights	Religion	Asset Class	Thematic	

- No Fossil Fuels (Worst Offenders) ?
- No Fossil Fuels (Any) ?
- No Coal Seam Gas or Fracking ?
- No Nuclear Power ?
- No Old Growth Forest Logging ?

Tilts

You can add the below to customise your portfolio

Investment Style Factors	Climate Change	Technology	
Consumption	Commodities	Military	GICS Sectors

- Quality Stocks ?
- Value Stocks ?
- Growth Stocks ?
- Defensives ?



Personalise your portfolio now >



Build Your Portfolio

Need help with this page? Video Tutorial

- Account Selection
- Investment Choice
- Risk Profile
- Build Your Portfolio**
- Ethical Overlay
- Review
- Applicants
- Bank Details
- Compliance
- Final Review

Portfolio Tilts



Quality Stocks

Value Stocks

Growth Stocks

Oil & Gas Stocks

Gold Stocks

Agribusiness

Large Technology Stocks

Cloud Computing Stocks

Robotics/AI

Video Gaming

Cybersecurity

Clean Energy

Defensives

Battery Supply Chain

Nuclear Power

Defense Contractors

Travel

Luxury Goods

Logistics

Global Communication Services

Global Consumer Discretionary

Global Consumer Staples

Global Energy

Global Financials

Global Health Care

Global Industrials

Global Information Technology

More from Nucleus Wealth:

Content: [Nucleuswealth.com/content](https://nucleuswealth.com/content)

**Have a guest or topic suggestion for the show?
Leave a comment on YouTube**

Find us on all major (and minor) podcast platforms:



Social media:



Facebook.com/nucleuswealth



Linkedin.com/company/nucleuswealth



Instagram.com/nucleus_wealth



Twitter.com/nucleuswealth